

**Faculty Member:**

**Term:**

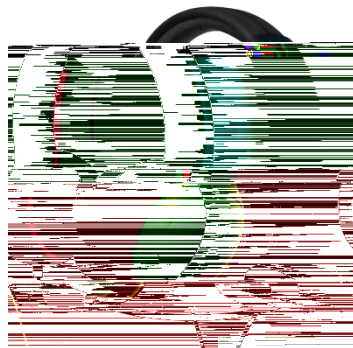
**Course Title:** Instructional Technology for Educators

**Course Number:** MAS 7604/MEE 7604/MSE7604

**Virtual Office Hours:**

**Rationale:** The selection, use, production and development of technology applications and venues to enhance instruction and facilitate learning are emphasized. Course topics emphasize the use of a variety of technology applications as tools for delivering current, informative, interactive and engaging lessons. As a precursor to using technology as a vehicle for effective instruction, students will learn a variety of software applications and network tools.

**Technical Requirements:** This course is 100% online. You will need a desktop, laptop, or other device that can access the Internet and has both video and audio recording abilities. An embedded or third party webcam is required. A headset and microphone are optional based on learner preference and familiarity. Please note that an iPad will not be able to access all the software necessary, but an iPad may add certain dynamics during production of specific assignments if desired.



**Program Competencies:**

**Standard 1. Facilitate and Inspire Student Learning and Creativity**

Candidates use their knowledge of subject matter, teaching and learning, and technology to facilitate experiences that advance student learning, creativity, and innovation in both face-to-face and virtual environments.

**Standard 2. Design and Develop Digital-Age Learning Experiences and Assessments**

Candidates design, develop, and evaluate authentic learning experiences and assessments incorporating contemporary tools and resources to maximize content learning in context.

**Standard 3. Model Digital-Age Work and Learning**


Candidates exhibit knowledge, skills, and work processes representative of an innovative professional in a global and digital society.

**Standard 4. Promote and Model Digital Citizenship and Responsibility**

Candidates understand local and global societal issues and responsibilities in an evolving digital culture and exhibit legal and ethical behavior in their professional practices.

<b>College Education Program Attributes</b>
The manner in which we prepare educational personnel is informed by eight essential attributes: Ensuring that programs are knowledge-based; Viewing

**Course Description:**



This course, based on the [TPACK Framework](#), prepares candidates to successfully integrate digital








## Learning Topic 5 - [DIFFERENTIATED INSTRUCTION](#)

**Learning Objectives: At the end of the week, students will know and be able to:**

- Know how to create online graphic organizers, word clouds, and how to use QR Codes.
- Understand how to mind map.
- Make connections with technology standards and best practice.
- Transfer the learning to professional practice to promote mind mapping and brainstorming as well as QR codes to inspire creativity and organization in the classroom.
- 








**Learning Topic 11 – EVALUATION AND ASSESSMENT USING DPAS II**

**Learning Objectives: At the end of the week, students will**



## **Reflection Prompts**

- What problems did you encounter in completing the task? How did you troubleshoot them, if you did?
- Talk about the aims and strategies that led to the completion of your assignment. How did your thinking about it evolve over time? Point to specific experiences while working on the assignment?
- How did the assignment evolve (or not evolve) with your thinking (again, point to specific experiences) about it? What went according to plan and what surprises did you encounter?
- What still needs work? What are the strengths and weaknesses of your assignment? Explain while making specific references to your work.
- What does your work on the assignment illustrate about you as a learner? Be specific.
- What aspect of the assignment made you want to learn more?

## **STEPS FOR CREATING YOUR PORTFOLIO**

Login to your Taskstream account. Click on Folios and Web Pages at the top of the purple ribbon.

Give your portfolio a title. Click

Select \_\_\_\_\_ templates designed by your learning

Select the "Technology for \_\_\_\_\_" template from the drop down menu. Click "continue"

## **WEEK SEVEN (360 Possible Points)**

---

### **Activities and Assignments:**

Submit Digital Portfolio to Course Blog

Submit Digital Portfolio to Taskstream

PPAT Assessment What is your understanding?

Final Course Reflection



